



pCon.planner 8.14

New Features

pCon.planner 8.14 - New Features

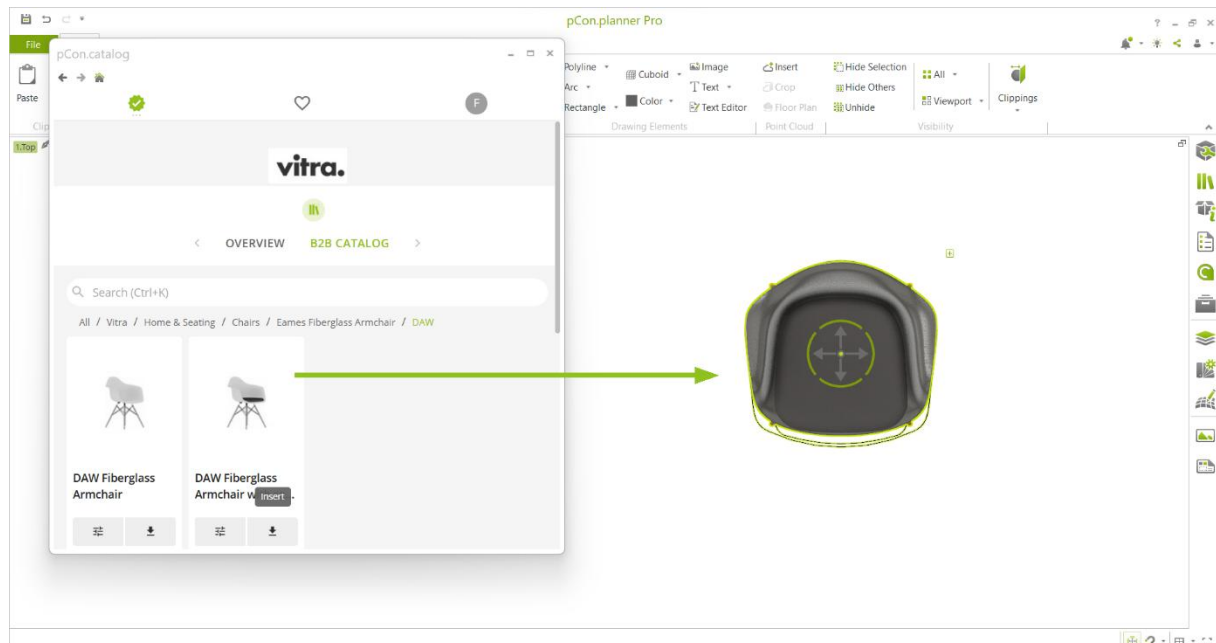
Content

1	Support for Online Article Configuration	3
1.1	Integration of B2B Catalogs in pCon.catalog	3
1.2	General Handling of Online Articles in pCon.planner	3
1.3	Configuration of Online Articles	4
2	Planning Improvements	5
2.1	Comments	5
2.2	Enhanced Dimension Styles	6
2.3	Enhanced Hatching for Walls	6
2.4	Working in Groups	6
2.5	Toolbar	6
3	Presentation	7
3.1	Impress	7
4	Imports and Exports	7

1 Support for Online Article Configuration

1.1 Integration of B2B Catalogs in pCon.catalog

pCon.planner 8.14 is implementing online configuration for all kinds of B2B articles. This ensures that B2B articles from pCon.catalog as well as locally installed product data can both be used in pCon.planner to the fullest and provides you with easy access to a wider range of products.



Manufacturer: vitra

1.2 General Handling of Online Articles in pCon.planner

Online articles make use of the settings of the current drawing. They rely on the project's data language, currency and exchange rates. For B2B articles from pCon.catalog, the settings are synchronized back to pCon.catalog. Configurations opened there use the current project information from pCon.planner. These settings are hidden in pCon.catalog.

What's more: for B2B articles, the online configuration dialog includes pricing information.

1.3 Configuration of Online Articles

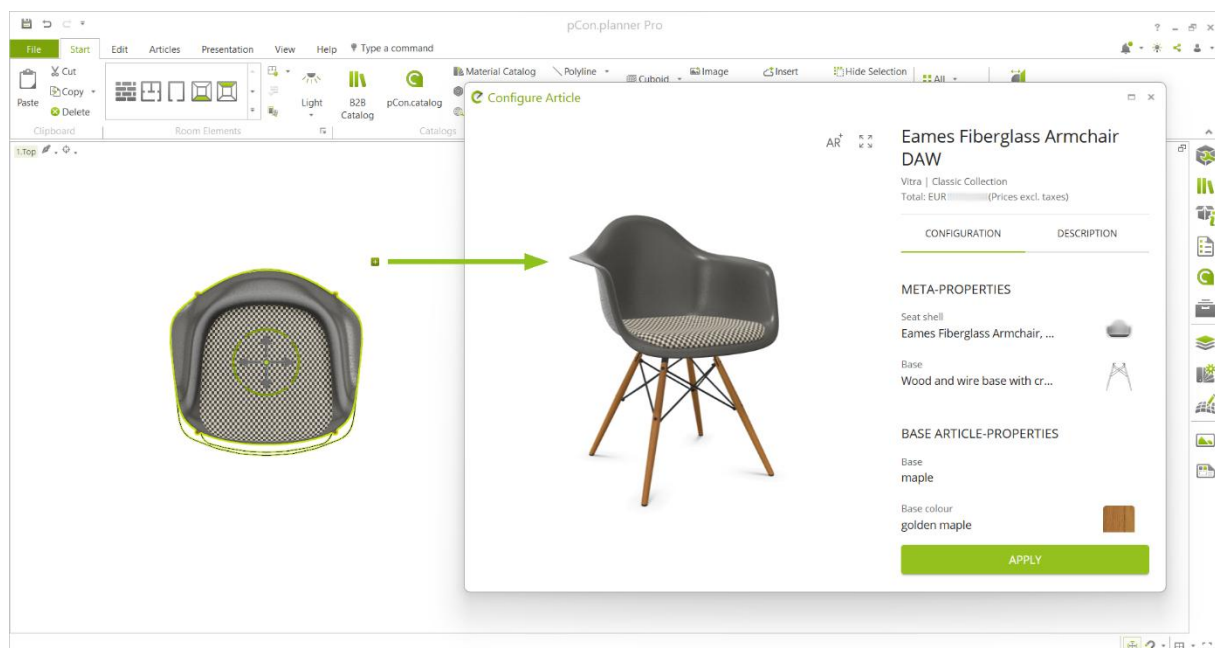
The support for online configuration of B2B articles influences your workflow as follows:

The *Article* tab in the *Properties Editor* is only displayed if local OFML data is available for the B2B article selected in the drawing. Whenever there is locally installed OFML data¹ available for an article, configuration takes place by means of the *Properties Editor*.

Configuration is done via the online configurator under the following premises:

- The respective manufacturer catalog is not installed locally
- You are logged in via pCon.login (regardless of the licensing system)
- The respective manufacturer is approved for the user in pCon.login

Note: There might be cases where the data for an article downloaded from pCon.catalog is locally installed, but commercial data and configuration state of the article differ from the locally installed data. In this case, please use *Update Articles* (from the *Articles* tab) to update your local data.



Manufacturer: vitra.

¹ Locally installed OFML data is only available in pCon.planner PRO and pCon.planner ME

2 Planning Improvements

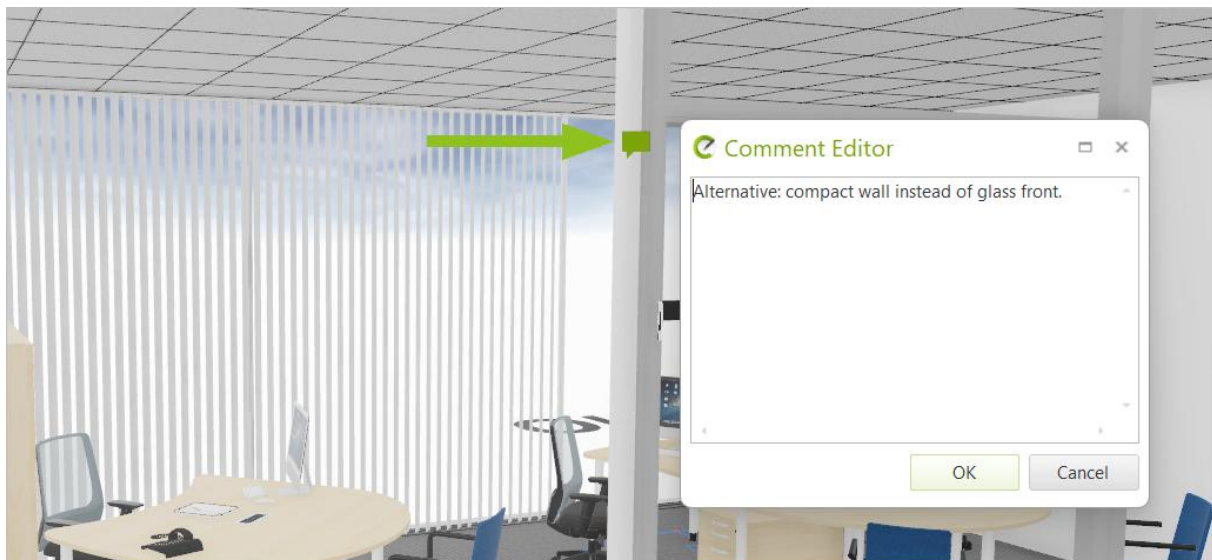
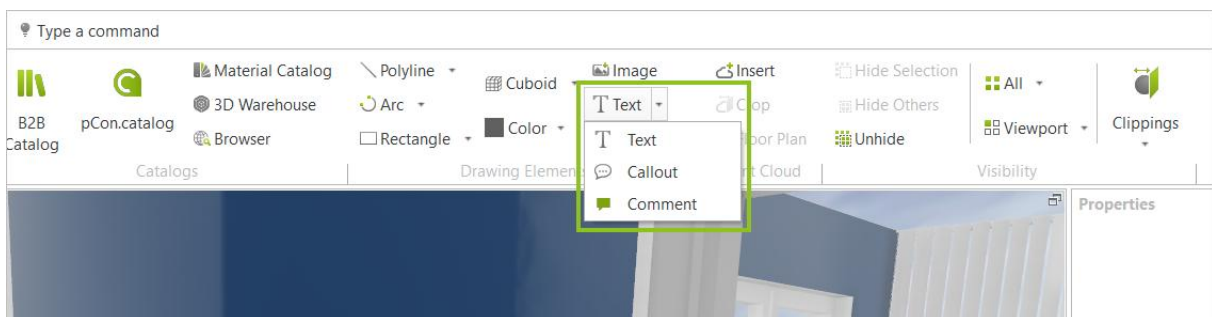
2.1 Comments

pCon.planner 8.14 introduces comments as a new means to enrich your drawing with information. Add a *Comment* by clicking the *Text* drop down menu on the *Start* tab, *Drawing Elements* group.

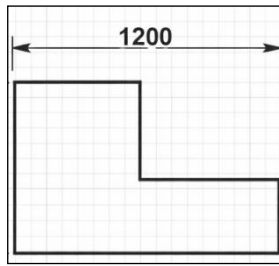
Comments serve as an alternative to texts and annotations. They can be placed freely in the drawing and filled with additional information on furniture or architecture to communicate with team members or customers.

Comments are subject to visibility control. Similar to *Cameras* and *Lights*, they can be shown or hidden in the drawing as a whole or specific to viewports via the *Visibility* group on the *Start* tab.

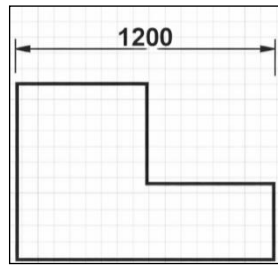
Comments can also be shared for impress if they are visible in the drawing and the option *Include additional information* is activated in the *Share* dialog.



2.2 Enhanced Dimension Styles (pCon.planner PRO/ME)



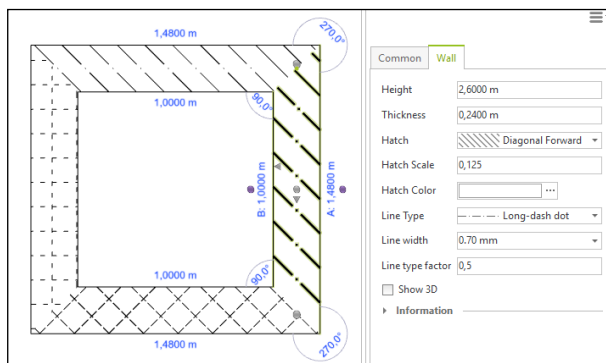
Dynamic



Fixed

For dimensions, the new *Fixed Extension Length* option is accessible through the *Dimension Styles* dialog as well as the *Properties Editor* for individual dimension objects. It keeps the lengths of the extension lines at a freely chosen defined value.

2.3 Enhanced Hatching for Walls



Hatchings for walls can now take different line styles. To adjust the line style, add a *Hatch* to a wall in the *Properties Editor* and set *Line Type* as well as *Line Width*.

2.4 Working in Groups (pCon.planner PRO/ME)

Working in groups has become more convenient: Without ungrouping, it is now possible to use the functions in the *B2B Catalog* on single articles within groups (like finding a selected *Article* in the catalog).

Furthermore, properties can now be transferred to articles in groups directly from the *Property Container* in the *Properties Editor*.

These new mechanisms do apply to elements in *Arrangements*, as well.

2.5 Toolbar

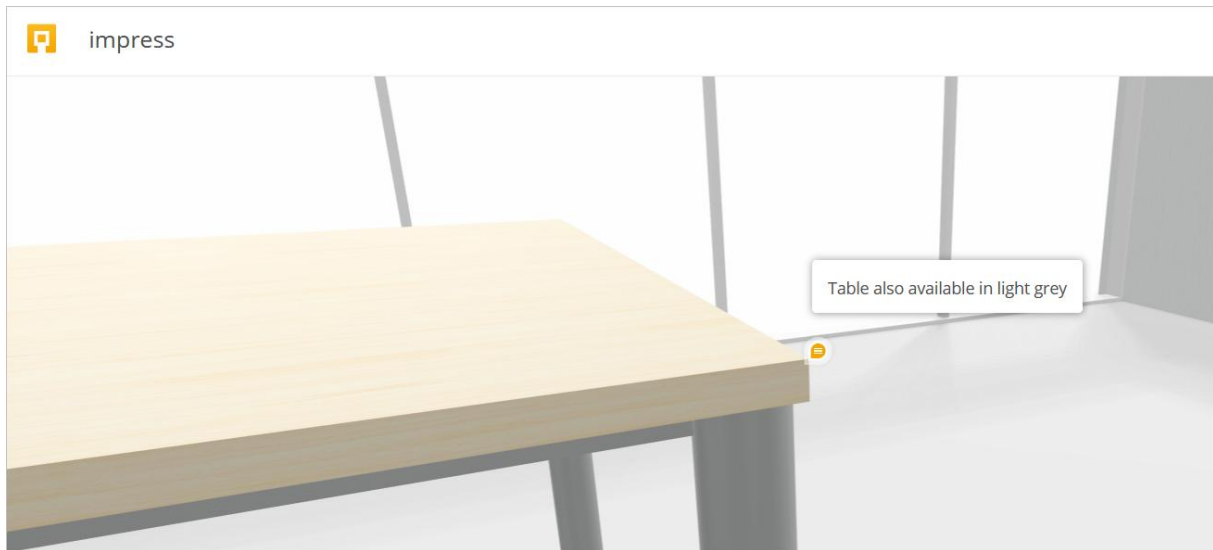
For a clearer arrangement of tools, the *Render Styles* and the *Environment* buttons have been removed from the *Toolbar*. Both dialogs are accessible from the *View* tab on the ribbon.

3 Presentation

3.1 Impress

Content shared via impress now stays available for three months instead of one. Comments (see [chapter 2.1](#)) become optional part of your uploads to impress. They are shared with your content if they are visible in the drawing and the *Include additional information* checkbox is activated in the *Share* dialog.

Elements that are hidden in your drawing are no longer part of your impress content (as well as PEC exports).



4 Imports and Exports

The following changes are provided regarding import and export formats:

- SKP, OBJ and FBX export: support for all new material parameters (OMATS 2.2)
- USD export and import: full support for OMATS 2.2
- Names of enhanced pCon.catalog materials are used in all relevant exports
- IFC import:
 - Material names are added if possible
 - Transformation handling improved
- STEP and IGES imports: tessellation quality dialog implemented (pCon.planner PRO)

© 2026 EasternGraphics Benelux B.V. Alle rights reserved.

The names used in this documentation may be trademarks or cooperative trademarks of the owner, and should be regarded as such. All rights are reserved by EasternGraphics Benelux B.V. Modification, translation or reproduction of this documentation, in whole or in part, without the written consent of the copyright holder, is not permitted. Distribution of this documentation or any part of this documentation on paper (e.g. as a book) or digitally for commercial purposes without written approval of the copyright holder is not permitted.

EasternGraphics Benelux B.V. is not responsible for the accuracy or completeness of the contents, insofar as defects herein are not caused by gross negligence or intentionally. This documentation or parts thereof may be amended at any time without notice.

All names and descriptions contained in this document may be the trademarks of the copyright holder concerned and are therefore protected by law. The fact that such trademarks appear in this document does not give anyone the right to assume that they are intended for free use.